

DSS COVERS

VOLUME 20

Ten featured images from the covers of
“The Stereo Window” newsletter of
The Detroit Stereographic Society.

Images from the 2019-20 season

- p 2 - Sep 2019 - Greg Hjellen**
- p 3 - Oct 2019 - Greg Duncan**
- p 4 - Nov 2019 - Barb Gauche**
- p 5 - Dec 2019 - David W. Allen**
- p 6 - Jan 2020 - Sylvain Roques**
- p 7 - Feb 2020 - Al Huberty**
- p 8 - Mar 2020 - Bob Karambelas**
- p 9 - Apr 2020 - Roald Synnevåg**
- p10 - May 2020 - Mark Brennan**
- p11 - Jun 2020 - George Themelis**

Images originally published in The Stereo Window
newsletter of the Detroit Stereographic Society

A Publication of the Detroit Stereographic Society
www.Detroit3D.org

“Progress”
by Greg Hjellen
Competition topic: “Open”



This month's cover image was created by Greg Hjellen and it was accepted in the Altered Reality section of the 2018 Cascade Exhibition (the 2019 exhibition will be closing on October 14th). Greg relates how he created this image:

I used a table-top light tent and a Canon 6D (with 100 mm macro lens) on a slide bar. The first step was to photograph the crystal radio alone, and load the left and right images onto the cell phone. In the final setup those crystal radio images were individually displayed on the cell phone, scrolling between left and right using a Bluetooth keyboard. The final result has been accepted in some PSA exhibitions in both Open and Altered Reality categories.

“The Liver Building - Liverpool”
by Greg Duncan
Competition topic: “Architecture”



This month's cover is from Greg Duncan, who resides in the U.K., but is a member of the Sydney Stereo Camera Club. Greg tells us this about the image:

The image was taken from the Ferry (of the song fame Ferry, cross the Mersey). As the boat went down the river, I pointed at the building and just kept clicking, using my Canon 70D with a 22mm lens at F8 at 1/1600. When I got home, I lined up the various shots to see which gave the best 3D effect.

I do not use StereoPhoto Maker for my processing. I use Photoshop with the images in a stack of layers. The layers have different attributes to enable me to view the image in anaglyph, but with the ability to do direct Photoshop changes.

The biggest problem was the flags on the building. I borrowed the flags from one image and copied them to the other.

“Carhart Cat”
by Barb Gauche
Competition topic: “Michigan”



Comerica Park replaced the old Tiger Stadium as the new home for the Detroit Tiger Baseball Club in 2000. Several large Tiger statues decorate inside and outside the stadium. The largest Tiger stands guard at the main entrance.

Several years after it was built I began taking 3D images with a Realist camera I bought from Dennis Green. My husband Paul and I had been out one day taking pictures in and around the downtown Detroit area. We talked about heading over to Comerica Park to take the last pictures of the day.

Being winter time, hence the Carhart jacket for the statue, day-light ended early and I had to take my pictures in the dark. I set up the tripod and attached my Realist with a shutter release cord. I took several images using different time exposures and chose this one as my favorite.

This image was taken almost 15 years ago, so I can't remember what I used for the f-stop or shutter time. Thanks to Dennis, the film slide has been scanned to a digital format.


“Crying at Santa”
by David W. Allen
This month’s program: Christmas Pot-Luck Dinner



This month’s front cover photo is from David Allen with an image that should remind you that this month is our holiday pot-luck dinner. When I saw this image, I thought it was something that Norman Rockwell would have been happy to have captured, and asked David if we could use it on our December cover. He consented and gave us these details about this image:

Thanks for the complement, as I'm a long distance from Norman Rockwell. The image, as many I get now and then, was one of those lucky ones. I was taking pictures at our Church's Christmas Social and took several pictures of other children setting on Santa's lap. But when this family came up, as you can see this young guy hadn't yet learned about the "Jolly Old Elf", Santa and saw him as a scary old man. I did not set it up and only cropped it a bit.

**“Stereopsis Test”
by Sylvain Roques
Competition Topic: “OPEN”**




This month's cover image is from an article in the November 2009 Stereogram, newsletter of the Ohio Stereo Photography Society. Many images that are confusing or difficult to find details in 2D are easy to decipher in 3D. George Themelis' article gave these details about this image:

This stereo image is a stereopsis test, and is found in the French Stereo club web page (www.stereo-club.fr). I became aware of it from a photo-3d posting by Olivier Cahen.

When viewed in 2D all the rings appear to be tied to each other. But in 3D it is clear that one and only one ring is not tied to the rest. In a discussion regarding freeviewing, Olivier said that in his lectures on stereoscopy to a general public, only one or two among twenty to forty people could pass the test and recognize the non-tied ring in the image by freeviewing. Can you find it?

Also, where is it located, in the front or the back? (The answer to this question will determine if you are freeviewing this image parallel or in cross-viewing mode—either method works).

**“Geared Up”
by Al Huberty
Competition topic: “Begins With ‘G’”**



This month's cover image is from DSS Member Al Huberty. His “Geared Up” was a Third Place award winner in our May, 2016 “Open” competition, and is also a great example of a contender for this month's “Begins with G” topic. Al gives these details about this stereo image:

This image was taken on December 16th, 2014 at the Henry Ford Museum on a W3 with flash to highlight some of the darker portions of the mechanism. As I recall, the picture was just shot with default settings so the distance was probably fairly short, but they were big gears!

Although I don't recall exactly which one of the marvelous machines on display was the subject for this particular image, there are certainly a treasure of 3D worthy views available there.

“Forbidden Flames”
by Bob Karambelas
Competition topic - “Hot / Cold”



This month's cover image is from Bob Karambelas from Green Cove Springs, Florida (just south of Jacksonville). His “Forbidden Flames” earned a Judge's Choice award in the most recent Detroit International Stereo Exhibition [2019], and is an example of a possible “Hot / Cold” image for this month's competition. Bob gives us these details about this image:

“The camera was a Samsung NX1000 twin rig. I used an off-camera strobe on a lightstand, slightly left of the camera. I have a couple of tricks for shooting fire spinners. First, I avoid over-exposing the flames. In most fire spinning photos, the flames have washed out and appear mostly white, with no detail. Second, since the flames are moving, the exposure is determined only by the aperture. So I set the shutter speed depending how long a trail I want, and adjust the flash to balance the person and the flames. It's like two separate exposures, one for the flames and one for the person. This one was 0.5 seconds, f8, ISO 200.”

“Broken Glas”
by Roald Synnevåg
Competition topic: “Patterns / Repetition”



This month's stereo image is from by Roald Synnevåg of Bergen, Norway. He tells us this about his image:

The image was taken in Odda in Norway of a closed factory that is on the UNESCO World Heritage List. I used a Fuji Finepix Real 3D camera. The image has three acceptances in other exhibitions.

Links Roald sent with his comments show that the subject, Odda Smelting works (Odda Smelteverk) is located in the town of Odda at the innermost end of Sørfjorden, (the Southern Fjord), and surrounded by the spectacular Norwegian landscape.

“Sunbeams at Burgess Falls”
by Mark Brennan
Competition topic: “Open”



About 80 km (50 miles) away in the Blue Mountains, that are to the west of Sydney, is the small village of Hazelbrook, that has some small, pleasant waterfalls, and Burgess Falls is located there. It is relatively unknown, as there are numerous waterfalls all through the Blue Mountains.


I took this image four years ago, along with many other waterfall images and was filed away and nearly forgotten. The image was a composite of 3 exposures, 2 stops apart, combined to give better detail in the shadows, etc.

At some stage as I learnt to edit my images with better techniques, I rediscovered this image and applied some of the edits, including careful application of the ‘oil paint filter’ in Photoshop, amongst others, and the introduction of the sunbeams which makes the image stand out (my opinion only).

I've been a bit stunned as to the success of this image, as well as the ISCC result. It got Image of the Year in my own club, SSCC, and doing the international rounds, it earned 3 Gold, 1 Silver and 2 Bronze medals in 7 competitions. I don't think I will be repeating that in a hurry, so I feel very grateful.

I'm still using my Pentax K5 DSLR cameras, with wide angle lenses.

“Apple Splash”
by George Themelis
Last Year's Stereo Image of the Year



George Themelis' “Apple Splash”, this month's cover stereo image, was last year's winner in the *Image of the Year* competition as judged by Germany's DGS (Deutsche Gesellschaft für Stereoskopie). Here are some details about the image:

This image was taken at the same time as ‘Splash’ [DSS Image of the year 2016-17] . I used a Panasonic GX7 camera with a 3D lens modified with 0.5mm extension and two flashes. The flashes were fired on the two sides remotely. One has a remote sensor attached to the camera, so it is fired by the camera. The other is on slave mode.

Interestingly, although ‘Splash’ has been accepted in all PSA Exhibitions entered (5) and has received 4 awards, ‘Apple Splash’ was never entered in PSA or anywhere else, not even Ohio. I see I entered it when the subject in Detroit was “Water”. It was my 3rd desperate entry, lol. I might enter it in the future.