

DSS

COVERS VOLUME 12

Ten featured images from the covers of the newsletter of
The Detroit Stereographic Society.

Inside This Booklet: 2011-12

- p 2 - Sep 2011 - Chris Reynolds**
- p 3 - Oct 2011 - David Smith**
- p 4 - Nov 2011 - Robert Bloomberg**
- p 5 - Dec 2011 - Rick Shomsky**
- p 6 - Jan 2012 - David Thompson**
- p 7 - Feb 2012 - Michael Beech**
- p 8 - Mar 2012 - Rich Drue**
- p 9 - Apr 2012 - Steve Aubrey**
- p 10 - May 2012 - Suzanne Hughes**
- p 11 - Jun 2012 - Themelis / Shomsky**

Images originally published in The Stereo Window
newsletter of the Detroit Stereographic Society

A Publication of the Detroit Stereographic Society
www.Detroit3D.org

“Moran Point - Approaching Storm”
by Chris Reynolds
Competition topic: “Open (Digital)”



The stereo image “Moran Point - Approaching Storm” is from Chris Reynolds of Surfside Beach, SC. This image won the “Best Scenic” award in this year’s SSA Exhibition. Chris tells us this about the image:

The picture was taken last August on my Fuji S100 “IR” camera - a standard camera but with the hot filter removed, and a 720nm IR filter on the front. The picture was a hand-held cha-cha (~ 1/60 / f5.6). Contrast was increased from the original RAW file and then desaturated to a more neutral mono.

The zoom was at a 28mm equivalent setting. I took the left shot and held camera in place until the viewfinder refreshed, then moved the camera while checking the foreground movement to something that looked like a reasonable deviation. The base would have been in the 10 - 12 cm range [~4 to 5 inches].

The reason for using f5.6 is that standard cameras are not designed for IR imaging, and some lenses can have a lot of internal reflections. This one doesn’t do too bad, but at f8 & above the central hot spot does become more noticeable.

“Wood Fence”
by David Smith
Competition topic: “Open (Film)”



This month’s cover image is from one of our newer competitors, David Smith, who earned the Billy Turner “Best Premiere” Award last year for the highest point total by a new member. This image “Wood Fence” also received an Honorable Mention in the 2011 Digital Image of the Year runoff. David gave these details about the image in an interview, speaking about his favorite shot up to that time (which had recently received a 1st Place award in the 2010-11 monthly competitions).

At Greenfield Village, near the farm area I captured a shot of a receding fence line in the foreground, a large tree in the middle of the field and the farm house in the background. The 3 distinct objects make for a good 3D depth and the shadow of the fence as it recedes in the distance adds a visually dramatic air to the overall photo.

“Big Red”
by Robert Bloomberg
Competition topic: “Animals”



This month's front cover photo “Big Red” is a fine example of our competition topic for this month - “Animals”. The image creator, Robert Bloomberg, is very successful with his stereo images, gaining acceptances and awards in nearly every 3D photo exhibition he enters. Robert tells us this about “Big Red”:

"I shot this bad boy over 20 years ago, so I'm sorry to say I can't remember the locale, but it was most likely taken at a farm out here in Marin [County, California, just north of San Francisco]. The shot was taken in an open space - with much patience - using a Macro Realist. I seem to recall that “Big Red” was a bold fellow.

“Forest Avenue Motorcycles”
by Rick Shomsky
Competition topic: “Transportation”



This month's front cover photo is from club Secretary, Rick Shomsky. This image was one of the winners in a previous digital version of this month's film competition topic of “Transportation”. Rick tells us a little about the image:

This image was shot with a Canon SX10 twin rig at the 2010 Great Lakes Regional Chili Cookoff in Plymouth. There is also a motorcycle competition as part of the event. The bikes were lined up on both sides of Forest Ave. as well as a line down the middle.

To position the shot, I took advantage of a gap in the line where people could cross the street. The bikes in the front looked good coming through the stereo window, but the street didn't. I used Adobe Photoshop to remove the street up to the window, leaving the black foreground.

**“Las Vegas Hyper”
by David Thompson
Competition Topic: “Cityscapes”**




This month's cover image illustrates one good example of the kind of image you are likely to see at this month's meeting, as the competition topic is “Cityscapes”. David gave us details about “Las Vegas Hyper”:

The image was taken in January 2004. Shot with the Canon Powershot A40, this is a side-step (cha-cha) image. I took it using a two camera setup - typically I will zoom one camera to fill the frame, the 2nd camera being used wide angle. I took four shots from a walkway going from one hotel to another over Las Vegas Blvd. I don't remember the separation, but I usually do something like three feet between shot 1 and 2, six feet for the 3rd and ten feet for the 4th, then use the best pair.

I used SPM [for alignment] then Photoshop to remove people and cars. The surprising thing about the A40 is it is only a 2 Megapixel camera. I have only entered this stereocard image twice, but it was accepted in the 13th Cascade Exhibition and received an HM award in the 15th SSA Exhibition.

**“Battling Bones”
by Michael Beech
Competition topic: “Time”**



The scene is a diorama at the Denver Museum of Nature and Science. The stereo pair was a long exposure with existing light taken with a Konica-Minolta A2 on a homemade slide bar. The stereo was made, I'm guessing, about 7 years ago. The stereo pair was aligned using Adobe Photoshop 7. The tilted virtual frame and the out-of-frame work (at the top) was created also with Adobe Photoshop 7.

A tilted virtual frame is created by shifting the top of the frame in the right image to the right, or the top of the left frame to the left, or even both. The out-of-frame effect is accomplished by creating a separate layer containing the part of the image that will be outside or overlapping the frame. The extraction of these parts from the images must be performed on both images and should closely match each other. The completed image in Photoshop will contain several layers.

*More of these effects are shown at my website:
digital3dstereo.com*

*The techniques to create these effect are described in detail in my book **3D Stereo Magic** and expanded upon in my book **Super Stereo 3D**. - Mike Beech*

“Splash”
by Rich Drue
Competition topic: “Water”



This month's cover image “Splash” is from Rich Drue who was a 5-time winner of the Helin Award for the club's high point winner of the year. Rich was a founding member of the DSS in 1951 and served as its President, Vice-President and Treasurer at various times. Rich continued as a club member until his passing in February of 1993 at the age of 93.

Dennis Hanser has undertaken a project to collect and digitize slides from as many passed club members as possible, and Rich's images will be among the collection. No doubt there will be some digital programs made from the collected images and possibly CDs placed in the club library so people can appreciate the work of these photographers. We will publish information in future newsletters about the progress of this project.

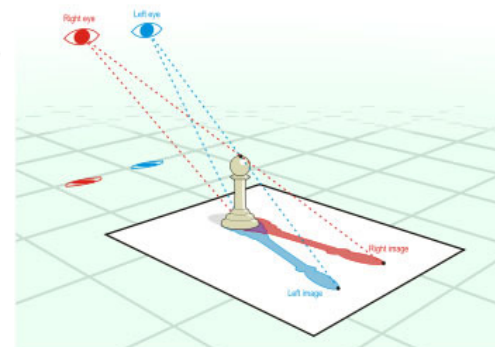
Hopefully we will be able to feature more of these images on future newsletter covers so that the work of these members can continue to be appreciated for many years to come.

“Corcovado 1996”
Phantogram by Steve Aubrey
Competition topic - “Spiritual”



This month's stereo image is a Phantogram - only the second we have featured on a cover. “Corcovado 1996” is by Steve Aubrey, an award winning image from the 2008 Cascade Stereo Exhibition. To view it, place the printed newsletter on a table, put on a pair of anaglyph glasses (available at the meeting if you don't have a pair at home) and view it from a 30 to 45 degree angle.

Phantograms appear to pop right up from the table. They can be found on many web-sites and can be downloaded, printed, and shared with friends and family - one of the easiest and most amazing ways to view 3D.



“Tortoise Snack”
by Suzanne Hughes
Competition Topic: “Open”




This month’s stereo image is from **Suzanne Hughes**, who is a regular competitor in PSA recognized exhibitions (like those listed on our back cover each month). This image has quite a history, and Suzanne gives us the details:

***Tortoise Snack** was shot on our last trip to the Galapagos in March of 2010 at the Charles Darwin Station in Puerta Ayora on Santa Cruz. It was shot with the Fuji camera so I guess in March it would have been the W1.*

*It was **Accepted** in the 2011 Southern Cross and 2011 Hollywood digital exhibitions, won **Honorable Mention** awards in the 3rd Ohio International Stereo Exhibition (2011), the 2011 Oakland Card Exhibition, and the 2010 PSA card exhibition. It was also awarded **2nd Place** in the On-Site Competition at the 3D weekend, and **1st Place** as a card at one of the Atlanta Stereographic Association club competitions.*

[Suzanne submitted this image in the Digital section of the **Detroit International Stereo Exhibition** a few months later, and it took the Best of Show award.]

“Serene Stream”
by George Themelis
DSS 2010-2011 Slide of the Year



“Skating 3”
by Rick Shomsky
DSS 2010-2011 Digital Image of the Year



This month’s stereo images were last year’s winners in the *Image of the Year* competition as judged by another stereo club. Our meeting this month will show all of this year’s award winning film images that were returned to us, and the digital images that won ribbons in our competitions this year. These fine images make a great wrap-up for the season, as well as giving attending members the chance to see images that won awards at meetings they may have missed.